

# NC Breast & Cervical Cancer Control Program Materials Order Form

Please utilize this form to order FREE breast and cervical cancer screening fact sheets and other materials for your patients, partners, and clinical staff.

Please email your completed form with email subject heading “MATERIALS ORDER FORM: (ORGANIZATION NAME)” to Erin Brown, NC BCCCP Program Coordinator at [Erin.Brown@dhhs.nc.gov](mailto:Erin.Brown@dhhs.nc.gov) .

Date:

Name:

Organization:

Shipping Address:


City/State/Zip:

Telephone:

E-mail:

Allow 4-6 weeks for processing and delivery!

# General NC Breast and Cervical Cancer Control Program Materials




## Women Staying Healthy, Active and Well Book

This booklet provides information on breast and cervical cancer screening guidelines, general information on cancer prevention and cardiovascular health, the NC WISEWOMAN Program, and the benefits of nutrition and physical activity. This booklet is offered in both English and Spanish.

Pink Books (English) Quantity:

Pink Books (Spanish) Quantity:



## NC Breast and Cervical Cancer Control Program Brochure

This brochure provides general information about breast and cervical cancer screening services offered through NC BCCCP, eligibility criteria, where services are offered, and contact information for the state office.

English Quantity:

Spanish Quantity:

North Carolina Division of Public Health • North Carolina Breast and Cervical Cancer Control Program

### Do you need breast cancer screening services?

#### What you should know:

Breast cancer is the second leading cause of cancer deaths for women in North Carolina. Each year, thousands of North Carolina women are diagnosed with breast cancer and some die from the disease. Women in North Carolina have a 1-in-8 chance of developing breast cancer.

It is important for women of all races and ethnicities to be screened for breast cancer. White women are more likely to be diagnosed with breast cancer than are women of any other race or ethnicity. However, African American women are more likely to die of the disease, due to late detection and more aggressive breast cancers.

The goal of screening tests for early breast cancer detection is to find cancers before they start to cause symptoms. Annual clinical breast exams and mammograms are the most effective methods of finding breast cancer in its earliest, most treatable stage. Monthly breast self-exams can also be a useful tool for women to find changes in their breasts early. Early detection of breast cancer can save lives.

The N.C. Breast and Cervical Cancer Control Program (BCCCP) offers free or low-cost breast cancer screenings and follow-up to eligible women in North Carolina.

#### Who is eligible for BCCCP?

Women aged 40 and older:  
 • have a household income below 250 percent of the federal poverty level;  
 • are uninsured or underinsured; and  
 • are without Medicare Part B or Medicaid.

Women are eligible for breast cancer screenings if they meet all of the above criteria.

#### What services are available?

- Clinical breast exams
- Mammograms (if age appropriate)
- Diagnostic procedures, as indicated

#### What are you waiting for?

To find a local BCCCP provider near you, call 919-707-6300.

#### Risk factors for breast cancer

- Gender — simply being female
- Age 50 or older
- Older age 12 at onset of menstrual periods
- Over age 50 at onset of menopause
- Over age 30 when first giving birth
- Never having given birth
- Previous or family history of breast cancer
- Being overweight
- Genetic predisposition, such as certain mutations in BRCA1 or BRCA2 genes

continued on back

## Do you need breast cancer screening services?

Available in English and Spanish

English Quantity:

Spanish Quantity:

North Carolina Division of Public Health • North Carolina Breast and Cervical Cancer Control Program

### Do you need cervical screening services?

#### What you should know:

Each year, North Carolina women are diagnosed with cervical cancer and some die from the condition. The majority of these deaths occur in women age 45.

Don't let that happen to you. The one should die from cervical cancer. When you detect early, most deaths from cervical cancer can be prevented through appropriate treatment.

Most cervical cancers develop over a lengthy long period of time. During most of this time, you can be easily screened through a Pap test. Women usually do not have symptoms until abnormal cervical cells become cancerous. That's the most common symptom is abnormal vaginal bleeding.

Annual or cervical cancer death could be prevented by a combination of routine Pap tests and appropriate follow-up of abnormal screening results.

Don't wait until it's too late—get screened today!

The North Carolina Breast and Cervical Cancer Control Program (BCCCP) provides free or low-cost cervical cancer screenings and follow-up as needed to eligible women in North Carolina.

#### Who is eligible for BCCCP?

Women aged 21 and older:  
 • have a household income at or below 250 percent of the federal poverty level;  
 • are uninsured or underinsured; and  
 • are without Medicare Part B, Medicaid or Tricare Family Planning Services.

Women are eligible for cervical cancer screenings if they meet all of the above criteria.

#### What services are available?

- A pelvic exam and Pap test.
- Colposcopy, if needed in procedures, such like a Pap test, that uses a special microscope to look into the vagina and very closely at the cervix.
- Colposcopy directed biopsy, if needed (taking a small sample of tissue for further study).
- Office visits associated with a Pap test and colposcopy.

#### What are you waiting for?

To find a local BCCCP provider near you, call 919-707-6300.

#### Risk factors for cervical cancer

- The most important risk factor for cervical cancer is infection with human papillomavirus (HPV), a common sexually transmitted infection.
- Women are at increased risk of developing cervical cancer if they engage in sexual intercourse at an early age or have multiple sexual partners.
- Women who smoke are twice as likely as non-smokers to develop cervical cancer.
- HIV or chlamydia infection can contribute to the risk for cervical cancer.

continued on back

## Do you need cervical cancer screening services?

Available in English and Spanish

English Quantity:

Spanish Quantity:

## General Breast Cancer Screening Materials

Mammogram  
Get Yours



### **Mammogram: Get Yours**

This pamphlet explains benefits of mammograms and stresses that this simple exam is a useful tool that can help find breast cancer early, when it has the best chance for a cure. Offers step-by-step description of what happens and describes possible results and what they mean. **Available in English Only.**

Quantity:

Taking Care of  
your Breasts



### **Taking Care of Your Breasts**

This pamphlet covers breast changes after 40, explains risk factors for breast cancer, discusses tools for early detection, suggests practical prevention steps, and illustrates how to do breast self-exam. **Available in English Only.**

Quantity:


Women's Health  
What's Normal  
What's Not



### **Women's Health: What's Normal, What's Not**

This pamphlet offers an engaging overview of women's sexual health issues, describes ways to protect yourself from STDs, including getting the HPV vaccine, provides information on breast health, including mammograms and self-exams, and informs of when to see a health care provider. **Available in English Only.**

Quantity:




### **Breast Care Booklet**

Providing the basics about breast care, this informative booklet teaches the importance of combining breast self-exam (BSE), mammography, and clinical exams for the early detection of breast cancer. Covers breast anatomy, benign conditions of the breast, cancerous conditions, breast cancer risk factors, detection methods, treatment methods, and progress in the fight against breast cancer. Also provides instruction in the basic BSE method using the vertical, circular, or wedge patterns.

English Quantity:

Spanish Quantity:



## Breast Cancer: Know the Risks Flyer

This flyer discusses multiple things that can increase your chance of getting breast cancer (i.e., risk factors). It highlights what can be changed and what cannot.

Available in English and Spanish!

English Quantity:

Spanish Quantity:




## 50 Great Reasons to Get a Mammogram

Encourage women to get regular mammography screening with this pamphlet, which offers medical, personal, and practical reasons that will reassure even the most reluctant women. The pamphlet provides current guidelines for who should get mammography screening, but stresses that women should talk to their health care provider about when and how often to get a mammogram.

English Quantity:

Spanish Quantity:



## 9 Ways to Lower Your Risk of Breast Cancer

This pamphlet will help women turn their fear of breast cancer into action. While carefully acknowledging that no one really knows how to prevent breast cancer, this pamphlet spells out what a woman can do to reduce her risk, such as making good nutrition choices and getting regular exercise. This pamphlet also encourages women to take steps toward early detection.

Available in English Only.

English Quantity:




## Preventing Cancer 9 Ways to Reduce Your Risk

Show people how they can lower their risk of cancer with this essential title offering concrete lifestyle choices anyone can make. Covers tobacco, alcohol, nutrition, physical activity, sun protection, cancer screenings and more. Available in English Only.

English Quantity:

# Cervical Cancer Screening Materials




## Cervical Cancer: The Right Test at the Right Time

A Pap test checks the cervix for signs of cancer so that it can be found early and treated. This flyer talks about when a woman should receive a screening for cervical cancer, along with risk factors and screening results. Available in English and Spanish!

English Quantity:

Spanish Quantity:



## Abnormal Pap

A Pap test checks the cervix for signs of cancer so that it can be found early and treated. Abnormal results from a Pap test can be frightening, but the results can mean different things. This pamphlet explains that some cell changes can be very early signs of cancer, reassures readers that not all abnormal results are serious, covers treatments and what to ask, suggests ways to reduce your risk of cervical cancer.

English Quantity:

Spanish Quantity:




## HPV & Cervical Cancer

HPV (human papillomavirus) is a virus with over 100 different types. Some types of HPV are more serious than other kinds and can cause cell changes that can lead to cancer. This pamphlet offers a convenient, comprehensive guide to this common STD, provides clear, detailed descriptions about low-risk and high-risk types of HPV, tells how you get this STD, explains how one type is linked to cervical cancer, discusses how the HPV vaccine and Pap tests can prevent cervical cancer, and describes HPV symptoms.

English Quantity:

Spanish Quantity:




## What is HPV?

This pamphlet is designed to help low-literacy readers understand the basics about HPV, it offers easy-to-understand information about HPV, explains that HPV often does not cause problems, and discusses cervical cancer.

English Quantity:

Spanish Quantity:



## What Every Woman Should Know About HPV and Cervical Cancer

Human Papillomavirus (HPV) infection is the major cause of cervical cancer in women. This pamphlet describes the link between HPV and cervical cancer and the various ways women can protect themselves against sexually transmitted HPV, including regular PAP tests, condoms, abstinence, HPV vaccines and practicing safer sex. Cervical cancer can be prevented (and successfully treated if caught in the early stages), and this title gives women of all ages critical information to take precautionary measures and safeguard their health.

English Quantity:

Spanish Quantity:



## Your Pap Test

Cervical cancer is common in women. It's also one of the easiest kinds of cancer to find and treat in the very early stages. The Pap test is a simple test that can help prevent cancer by detecting early cell changes. This pamphlet:

Describes the Pap test and how it works, explains what the results mean, includes ways to prepare for the test, suggests how often women should get tested, offers ways to reduce the risk of cervical cancer, and describes the HPV vaccine. **Available in English Only.**

English Quantity:

## Educational Tools

Model availability depends on current supply, quantities are limited to one each per organization.



### Deluxe Breast Self-Exam Model

Made of lifelike synthetic tissue, the model is designed for use with the included beige and brown slipcovers, allowing it to withstand long-term, repeated palpation by multiple users. Features palpable and non-palpable lumps. Comes with bilingual English/Spanish presentation instructions and a convenient carrying case.

1 Kit:



### Standard BSE Model Kit

This comprehensive kit features one beige and one brown Standard BSE Model. Models are made of soft, lifelike, BIOLIKE 2™ synthetic tissue. Each model features palpable lumps that teach fingers how to locate potential abnormalities, as well as non-palpable lumps that can be seen with a penlight only, underscoring the importance of mammography. A great tool for instruction in breast self-exam and breast self-awareness programs.

1 Kit:






**Feel For Yourself: Cervical Conditions Display**

Promote cervical cancer screening with this tactile display (11" x 8½"), which features five lifelike models made from soft BIOLIKE 2™ synthetic material. The models show progressive changes in the cervix from its normal condition through the development of later-stage invasive cancer. Great for women’s health fairs and clinics, the display highlights the importance of Pap tests and HPV testing.

1 Display:



**See For Yourself: Pap Tests Easel Display**


Promote the importance of Pap tests and HPV screening with these hand painted cervix models. Models depict a normal cervix, a cervix with a benign tumor, and cervixes with cancer. The 9" x 12" display comes with a protective fleece cover and is perfect for women’s health initiatives and clinics.

1 Display:

**Awareness Ribbon Pins and Writing Pens**

Availability depends on current supply, quantities are limited.

Awareness Item	Quantity
Breast Cancer Pink Pins	
Cervical Cancer Teal Pins	
Breast Cancer Pink Pens	
Cervical Cancer Teal Pens	



NC DEPARTMENT OF HEALTH AND HUMAN SERVICES  
Division of Public Health



NC Department of Health and Human Services • Division of Public Health • Chronic Disease and Injury Section • Cancer Prevention and Control Branch • Breast and Cervical Cancer Control Program • [www.publichealth.nc.gov](http://www.publichealth.nc.gov) • NCDHHS is an equal opportunity employer and provider. May 2023